



District Report Card: 2017


State: Bihar	District: Sheikhpura
Class: 3	Subject: Language
Schools: 61	Students: 1174


Participation/Coverage


Students

<div>GENDER</div> <div></div>	Boys				Girls			
	Number		%		Number		%	
	571		48.64		603		51.36	

<div>AREA</div> <div></div>	Rural				Urban			
	Number		%		Number		%	
	1007		85.78		167		14.22	

<div>CATEGORY</div> <div></div>	SC		ST		OBC		GEN	
	Number	%	Number	%	Number	%	Number	%
	329	28.02	1	0.09	724	61.67	120	10.22

<div>CWSN</div> <div></div>	LD	VI	HI	S&LD	ID	Oth
	3	4	0	3	3	0

<div>Management</div> <div></div>	Government			Government-aided		
	Number		%	Number		%
	1174		100.00	0		0.00

Average Performance of Students in Language (%)

Overall	Gender		Area		Management		Social Group			
	Male	Female	Rural	Urban	Govt.	Aided	SC	ST	OBC	GEN
61.15	61.24	61.07	60.49	65.15	61.15	0.00	62.27	20.00	59.97	65.56

Performance on Learning Outcomes (LOs)

Learning Outcomes	Description	Average Performance(%)
L304	Reads small texts with comprehension i.e., identifies main ideas, details, sequence and draws conclusions	62.23
L312	Reads printed scripts on the classroom walls: poems, posters, charts etc.	58.99

Range of Performance of Students who Answered Correctly							
Below 30%		30% - 50%		50% - 75%		Above 75%	
Number	%	Number	%	Number	%	Number	%
137	11.67	237	20.19	443	37.73	357	30.41

Lowest Performing Learning Outcomes (LOs)

- 1 - Reads printed scripts on the classroom walls: poems, posters, charts etc. (58.99)
- 2 - Reads small texts with comprehension i.e., identifies main ideas, details, sequence and draws conclusions (62.23)